





Reception: Knowledge Organiser: Autumn Term

Key books this term:


Mini mission name: Colour Monsters



Get to know me and my family. Learn the importance of self-regulation and understanding emotions. Understand my body and attend a dental hygiene workshop.

Mini mission name: Hip, Hip Hoarrray!


Bonfire night role play. Learn the history of Guy Fawkes. Learn the importance of fire safety and our emergency services. Sparkler and firework safety lesson. Toast marshmallows and make smores on our own bonfire to apply the fire safety we have learnt.



Take part in pumpkin carving and making pumpkin soup.

Autumn walks looking for signs of Autumn and all the colours of the rainbow.

Make potions and magic spells in the role play.



Birthdays - your birthday is the day that you are born and is celebrated once, on the same day every year.



Can you remember the date and month of your birthday? Can you design and write a birthday card for a family member or friend? Can you bake a cake together following a recipe?

The Colour Monster - we will be learning all about you! Get to know your teachers and friends in your new class. We will also cover healthy/unhealthy eating and the importance of oral hygiene.



What makes you happy? Talk about your family tree. What type of house do you live in?

Halloween - Halloween is on October 31st every year. Christians traditionally called October 31st a Hallows' Eve.



Design and carve your own pumpkin at home. Can you count out the seeds and match numbers 1-10? Can you make a magic potion using natural resources?

Bonfire Night - Bonfire Night is celebrated on the 5th November every year. We celebrate it because in 1605, a man called Guy Fawkes and his friends from York decided to try and blow up the Houses of Parliament.



Watch some fireworks together and talk about what you can see and hear. Make a model rocket out of a cardboard tube. What colours will you choose to decorate your rocket?

Diwali - a Hindu celebration of light. A festival to remember the story of Rama and Sita.




Draw a picture of your favourite character from the story of Rama and Sita. Can you design and draw a chalk Rangoli pattern in your garden or on your drive?




Christmas - Christians celebrate the birth of Jesus. Christmas Day is celebrated on 25th December.




Can you design, create and write a real Christmas card and post it using a stamp? Write and post a letter to Santa, you might even get a reply back! Wrap some items and pass the parcel, can you guess what the item is by describing the shape and feel?



Learn about other light festivals. Make salt dough diya lamps and taste traditional food.



Looking at the role of a post man. Write letters and design Christmas cards. Perform a traditional Christmas nativity. Compare toys from the past. Receive a visit from Santa.



General vocabulary

- | | |
|-----------|------------|
| celebrate | gatherings |
| Party | traditions |
| festival | special |
| similar | different |
| respect | fireworks |

Spring

Summer

Autumn

Winter



Key Vocabulary:

Birthdays



Physical Development: Gross and Fine Motor Skills

A range of equipment and toys that target gross and fine motor development are available in the classroom provision. We will be covering gymnastics to begin with in our weekly PE lessons.



Squiggle Wiggle - gross and fine motor movements using circles, spirals and arches.



Dough Disco - fine motor control using playdough to practice finger exercises to music. This strengthens the hand muscles for writing.



Can you make your own playdough at home by following a recipe? Teach people at home a dough disco routine to your favourite song.

Expressive Arts and Design: Art/DT

We will be:

Painting and drawing focus: using appropriate colours and lines/circles to represent myself and my family.

Making/sculpting salt dough to make Diya lamps when celebrating Diwali.

Following instructions and recipes to create/make a healthy smoothie.

Using a bench area to safely use mallets to tap



Mathematics: Numbers 1-10

One to one correspondence - assigning one number name to each object that is being counted.




We will be exploring different ways of representing each number up to 10.

The cardinal principle - understanding that the number assigned to the final object in a group is the total number of objects in that group.



We will learn to use a 5 and 10 frame to represent numbers.



When tidying or playing at home practice counting toys, knives and forks at the table etc. Practice combining amounts and counting how many there are altogether.

Music

I can initiate movements in response to music.

I can explore the sound of instruments.

I can explore, respond and identify short and long sounds.



Pulse: the regular heartbeat of a piece of music.

Tempo: the speed at which a piece of music is played.



Bonfire Night



Diwali word mat



Literacy: Reading and Writing

Phonics:




Oral segmenting - this is when you split a word into its individual sounds (c-a-t). We call this 'Fred talk'. Fred is a frog puppet used in phonics lessons.



Oral blending - this is when you blend the sounds together to say the word (cat). We use 'Fred fingers' to help with blending in phonics lessons.



At home, practice segmenting words for your child to blend, e.g., "Can you go to b-e-d?" (bed) or "Drink your m-i-l-k" (milk).



We will be learning the sounds (phonemes) for each letter of the alphabet, linking each sound to its letter (grapheme).


We will also be learning a handwriting rhyme for each letter to help with pre-cursive letter formation.

and pin it an

We will be learning to read simple words. Look at the word, add the sound buttons, sound it out and then blend to read.



We will be labelling pictures by writing the first sound (initial sound) and progressing to all of the sounds in order.



Can you practice writing each letter using the letter formation cards that have been sent home? Can you label some of your toys using the initial sound? Progress to writing as many sounds as you can hear, in order.